



CHRISTMAS HAM
Purchase selected
Merial Ancare products
during this festive season

and we'll serve
you up a
quality kiwi
ham!
(promo concludes
22nd Dec)



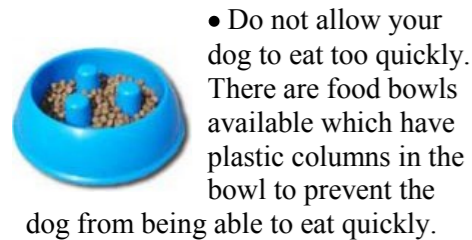
Can dogs get bloat too?

Your huntaway can get bloat just like your top cow can, but for different reasons. The condition is called Gastric Dilatation Volvulus (or GDV). Translated to English, it means that the stomach has twisted (partially or completely) over itself and is now filling with gas and food particles. It is a life threatening condition and requires immediate veterinary intervention. The reason that it can be so deadly is that it cuts off the blood supply to vital organs and also causes bloat. What to look for:

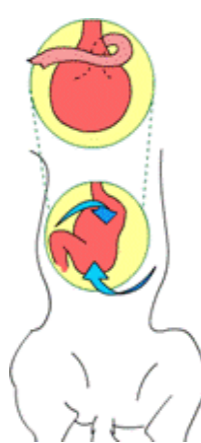
- Pain or discomfort
- Retching
- Gagging
- Salivation
- Bloating abdomen

The jury is still out on why some dogs get GDV and others don't. One theory is that it is more likely to occur in a dog which has had a first degree relation affected by the disease. Therefore, do not breed from a dog that has had GDV. In addition, there is evidence to suggest older dogs are more susceptible, as are dogs which eat quickly. There is a definite breed link to large dogs, affecting mainly large-chested dogs like Huntaways or giant breeds like Great Danes and Weimeraners. How can you prevent GDV?

- Do not feed your dog around exercise time. GDV is more common in working dogs that have been out all day working and come back to a big meal.
- Avoid feeding only once a day. This causes immediate filling of the stomach which promotes twisting of the stomach. Instead, feed smaller meals more often.
- There are some links to GDV and meals of poor quality dry food. However, we have found it to be more common in our practice in dogs that are offered mutton off cuts high in meat and fat. Try to mix it up a bit and give foods that do not sit in the stomach.



• Do not allow your dog to eat too quickly. There are food bowls available which have plastic columns in the bowl to prevent the dog from being able to eat quickly.



If you see your dog with a bloated abdomen, seek veterinary help immediately. Some dogs can be decompressed by stomach tubing but others require surgery.

Treating Early Pays Dividends

Treating their non-cyclers early this season paid off for **Roger & Donna Howells** when they won the \$2000 travel voucher from Eltham Vets and United Travel, Eltham recently.

Here they are pictured receiving their voucher from CEO Al McDougall.

As In-Calf clients of Teresa they took her advice and got in nice and early this year with their non-cyclers in an effort to gain maximum return on investment. That investment has paid off handsomely with this surprise and hopefully will continue to pay off for them with a tighter calving pattern next year and more days in milk.

It's great to see someone heeding our advice and winning twice!



Ewe Vaccination

For protection against **Toxoplasmosis** abortion

- Ewe hoggets and two-tooths most susceptible
- 2ml of Toxovax into the muscle of the neck once only
- One injection lasts a lifetime
- At least 4 weeks before teaser introduction if using teasers
- At least 4 weeks before ram introduction if not using teasers
- Given before the end of February
- Consider giving a booster to two-tooths if vaccinated as hoggets

It is important that you order your vaccine 3-4 weeks in advance of requirement. Toxovax is a live vaccine that has a very short shelf-life (10 days).

For protection against **Campylobacteriosis** abortion

- Ewe hoggets and two-tooths most susceptible
- Campyvax 4 gives protection against Campylobacter fetus plus C. jejuni
- Campylobacter species account for about 36% of sheep abortions in NZ and C. jejuni is responsible for up to 40% of these abortion cases
- Campyvax 4 - 1ml under the skin in the front half of the neck; require 2 injections 4-8 weeks apart
- We recommend that 2 injections are given pre-mating
- Should give a pre-mating booster to two-tooth ewes if vaccinated as hoggets
- Can be given with Toxovax



Eltham Vet Services



December 2010

I was taking a look at a newsletter from a Manawatu Vet Clinic the other day to see if there was anything I could plagiarise for our newsletter when I came across this comment in their "Stock health" section: "Submission rates to AB during early October have been dismal. Perhaps one day the message that early intervention

with non-cycling cows pays dividends will get through. Of course non-cycling problems in two year's time are already being created by neglecting heifer replacements". Wow, I thought. That's pretty strong. Clearly there is a lot of frustration in that clinic at least about people not anticipating problems until they are upon them, by which time it's too late. Since then I have received a few phone calls from people saying they might have a problem with poor submission rates. That's fine, but 4-5 weeks into AB is far too late to be doing much about it or getting any return on the cost of intervention. For those people they have already missed the boat and are setting themselves up for the same again next year. Remember, next year we can only induce half the number we did this year and half again the following year. The best return on investment with Cidrs comes before the start of mating. By the time you get to the end of the first round, most of the benefit is lost in terms of greater income for the following season. By then at best you are simply getting your money back by treating. By the end of AB you are getting no return and you are better off just to leave them to cycle and be mated by the bull. There is no easy cure for non-cyclers; the best we can do is attempt to treat the problem presented to us. Any "cure" involves a lot of forward planning and attention to detail, in particular body condition score at drying off, at calving and working on compacting your calving spread for future seasons. None of that can be addressed in October or November. Bear that in mind if you've had a poor mating this year.

Chat to one of our "In-Calf" trained vets and book a consult with them after Christmas to address areas that need to be tidied up well before next season. It may be best the investment you make all year.

We saw a lot of mastitis this spring. That's not surprising given what you had to contend with weather-wise. We did see a greater proportion (based on milk samples) of mastitis caused by Strep agalactiae/dysgalactiae. This bug is generally associated with teat damage. Teats were wet and muddy all spring so unless you anticipated and responded by using more emollient than usual to keep teats supple, teat damage was bound to occur and with it, mastitis. We are through that period now and are starting to see more cases due to Staph aureus as the season continues. Each case is different and how we treat or even whether we treat certain cows depends on a number of factors including age, udder condition, bulk count and so on. Talk to us if you are having bulk count issues or if you are getting more mastitis cases than usual; or if those cases you get don't seem to be responding to the usual treatments. Lameness was a massive issue leading into mating, again as expected with feet being wet all August and September. Mating arrived, things suddenly dried up and soft feet became bruised and then quickly infected. Bruising can be a tricky one but if one claw is okay then your best bet is probably a cowslip and time.

Looking ahead, facial eczema could be an issue this season with things feeling like it's already January in some parts of the province. If you are into spraying with fungicides such as Mycotak, be ready to get started prior to Xmas before counts begin to rise. Once the spores are there, spraying becomes much less effective. Once again we will be spore counting this summer and depending on how the weather goes, we may even do a few counts prior to Xmas.

We welcome another vet into the fold this December. Leon Christiansen will join us for a couple of weeks before Xmas and then commence fulltime in January. Leon was the recipient of the Michael Higham Memorial Scholarship last year and turned down a very high profile practice in Morrinsville to come to us because he liked what he saw here. He's a great guy and I'm sure you will all like him.

Our other young vet James Bruce hopefully returns from Bali this week where he's been on a surfing safari. Given the reputation of that place we are hoping that Leon's arrival isn't to cover for a young surfer thrown into a Bali jail on a trumped up drugs charge. I think we made him sufficiently nervous before he left to be very careful while he's there!

Other than that it's business as usual for everyone. All of us at Eltham Vets would like to see you at our barbecue on Monday 20th December and wish all of you the very best for Xmas this year and even better for 2011 (isn't there a World Cup on next year?...). Take care

Clinic & Farm Supplies
Railway Street, Eltham
Ph. (06) 764 8196
www.elthamvetservice.co.nz
Trading Depot
Hollard Engineering,
Victoria Street, Kaponga
Ph. (06) 764 6686
J Larkin 0274 482 585

Veterinarians

Alistair McDougall BVSc - CEO
Giles Gilling BVSc BSc MRCVS
Andrew Weir BVSc, PGDip (Epi)
Jim Robins BVSc, BSc, DipPharm
Polly Otterson BVSc, MSc,
Teresa Carr BVSc
Adrian Clark BVSc
Linley Gilling BVSc
Lindsay Lash BVSc
James Bruce BVSc
Leon Christiansen BVSc

Office

Joan Hughes John Larkin BBS
Lisa Goldsworthy Jill Watson
Sue Morresey Frank Suter



**Join us at
the clinic
for an end
of year
celebration**

**Monday 20 December
late afternoon/evening**



RELAY FOR LIFE

**ELTHAM VETS HAVE
ENTERED A TEAM
IN THE 2011
RELAY FOR LIFE**

*Your support would be
appreciated as a
walker on the weekend
26 March and assisting
us fundraise for the
cancer society
Donation box at counter*

Induction Reminder for 2011. Pregnancy testing vital

I know the last thing you want to think about right now is inductions. For goodness sake, it's only a couple months since you finished calving and you are still in the middle of mating. Fair enough.

However, if you intend inducing next year you need to read this:

The new Code of Practice for Inductions was introduced just before the start of the current season. You will remember that you needed to have a consult with us to establish a list of cows to be induced, they had to fit into an 8-12 week window and you could induce no more than 15% of the herd.

Next season that percentage drops to no more than 8% of the herd, dropping to 4% the following season before in all likelihood, being banned altogether.

Also our consultation with you needs to be at least 60 days prior to when you want to induce (that means May for many of you).

At the time of the first injection cows must be no more than 12 weeks and no less than 8 weeks from their expected calving date. In cows that may be candidates for induction, pregnancy testing must be carried out 6 to 12 weeks after mating as the age of pregnancy can only be accurately determined between 6 and 12 weeks after conception.


We cannot induce cows that do not have a confirmed calving date.

Therefore, if you intend inducing again next season please remember to arrange pregnancy testing for those cows (at the very least) 6-12 weeks after mating ends. So, if you pull the bull out on 1st January for example, and you intend to induce some cows, we need to scan them sometime between 12th February and 26th March to establish an accurate calving date that must then be recorded.

Remember also that you can only induce up to 8% of the herd so unless you had a fantastic mating this season the only way you can reduce the number of late calving cows is to pull the bull out earlier than usual to avoid having lots of late calving cows that you may not be able to induce.

We will continue to put reminders in newsletter right up until the end of the season about inductions, percentages and scanning because while we had some wriggle room last season, we will have none next season.

Fore-warned is fore-armed and ignorance will be no excuse I'm afraid.



In-Calf - think about it

So – you have a **high empty rate, lots of non-cyclers or cows are very slow to calve.**

How do you deal with this? Where do you start? You could start by looking at your Fertility Focus Report which is a new report available for those who have MINDA PRO or Ambreed's Mistro. Using MINDA PRO look under reports, then Reproductive Analysis. If you don't have Pro you can order this as a paper report from LIC or Ambreed. This report has been developed by In Calf Project NZ. Its aim is to help farmers work with advisers to pinpoint areas that may be an issue with herd reproductive problems. Areas of the Fertility Focus Reports are given a 1-star, 3-star or 5-star rating. Areas receiving 5-stars are performing in the top 25% in the country. Areas receiving 1-star are below average and could be improved. Areas focused on are the 6-week in-calf rate, empty rate, heifer calving rate, herd calving rate, heifer submission rate, herd submission rate, bulls (do you have enough?), heat detection, non-cycling cows and pre-mating heats.

The In-Calf Project have also provided a book called 'In Calf Book for NZ Dairy Farmers' (available at no charge on request) and a number of tools which can help calculate the impact each of the areas may be having on herd reproductive performance. All this information is backed by extensive on-farm research in NZ. Teresa, Polly & Andrew have all completed In-Calf courses and are qualified to help you work through your Fertility Focus Report.

Now's the time to pick up the phone and talk to Teresa, Polly or Andrew about getting on the right track for next season. Give them a call

Using information

Help us improve the information you get from pregnancy testing – there is a Pregnancy Testing worksheet available on MINDA PRO which is easy to use.

Print it out the morning you have the vet coming (not before) and then call out the weeks in calf after the vet calls out the cow's number.

I did this at home with my kids recording; it was relatively quick and easy. I got a confirmed date for every cow. You can then enter this information into your computer.

This will give you accurate dates for your little yellow book and will also improve the information you get on your MINDA reproductive analysis, especially the Fertility Focus Report which can help us pinpoint areas to work on if your herd has problems.

Teresa



What a cute kid!

I can't really think of an appropriate caption for this photo of our recently retired chairman so I'll just let the picture tell the story.

He was silly enough to leave this photo within reach for a couple of minutes so it was too good an opportunity to miss and before we gave it back to him we had scanned it into our computer.

Well, you leave things lying around and this is what happens! Merry Xmas Abbo.



Caudal Vena Cava Syndrome

Very occasionally we get called to a cow that is bleeding profusely from the nostrils, often with no obvious signs of illness before then. More often than not by the time we get there, the cow is already dead, lying in a huge pool of bright red blood. She has bled out as a result of a blood vessel in her lungs bursting. This condition is known as Caudal Vena Cava Syndrome, and historically has been linked to grain feeding with resulting ruminal acidosis. These days it is not unheard of to see it in pasture fed cows as well, especially as we learn more about ruminal acidosis and its influence on lameness and other conditions.

How does this condition come about?

In caudal vena cava syndrome, ruminal acidosis causes damage to the lining of the rumen as well as a change in the balance of bacteria in the rumen. Some bugs (often attributed to *Fusobacterium necrophorum* – the main foot rot bug), are able to work their way into the lining of the rumen and enter the blood stream. The first place they are filtered out by small blood vessels is in the liver where they form an abscess and continue to slowly grow. Eventually the abscess erodes into a blood vessel which drains into the caudal vena cava (the very large vein carrying all the blood from the body below the chest back to the heart). From here the clusters of bacteria shoot to the heart and from there to the lungs where they meet another capillary bed (smallest blood vessels) and are filtered out again. They then form abscesses again and continue to grow until they erode into another larger blood vessel at which point the cow bleeds out into the lungs and either dies from drowning in blood or exsanguination.

This is a well-recognized syndrome, which is quite common in grain fed cattle but seen occasionally in pasture fed dairy cattle in New Zealand. Any high carbohydrate feed including grain/meal, or excessive molasses use can cause the original ruminal acidosis. It will also occur in pasture-fed cows, especially where "slug feeding" occurs. This is where cows are withheld from feed (big herds walking long distances in hot weather may go without feed for 2-4 hours around milking time) then given a bigger break than usual to compensate. The cows then rapidly eat a lot and it results in a thick mat of pasture which prevents saliva (which is essential for buffering rumen pH) from mixing in properly. Ruminal acidosis can be reliably induced experimentally by withholding feed for 12-24hr then giving 150% of normal ration. Basically any cause of a significant rapid change in amount or quality of feed could lead to ruminal acidosis. It could also occur when a cow has experienced short episodes of severe feed restriction followed immediately by generous overfeeding. The end result is generally the same.

When it occurs in pasture-based herds it (fortunately) tends to be a one-off. However it should be seen as a sign that ruminal acidosis could be occurring in your herd as a result of feeding management. If you see it in a herd where significant amounts of grain or meal are being fed you should check that bicarbonate and/or causmag is being added as a buffer to prevent ruminal acidosis and either begin supplementation or increase the amount you are using in consultation with your vet or farm advisor.



The pastor asked if anyone in the congregation would like to express thanks for answered prayers. Susan Smith stood and walked to the lectern. She said, "Two months ago, my husband, Tom, was out cycling with his friends from YACF, and he came off his bike. His scrotum was completely crushed. The pain was excruciating and the doctors didn't know if they could help him." You could hear a muffled gasp from the men in the congregation as they imagine the pain that poor Tom must have experienced.

"Tom was unable to hold me or the children," she went on, "and every move caused him terrible pain." We prayed as the doctors performed a delicate operation, and it turned out they were able to piece together the crushed remnants of Tom's scrotum, and wrap wire around it to hold it in place."

Again, the men in the congregation cringed and squirmed uncomfortably as they imagined the horrible surgery performed on Tom. "Now," she announced in a quivering voice, "thank the Lord, Tom is out of hospital and the doctors say that with time, his scrotum should recover completely."


All the men sighed with relief.

The pastor rose and tentatively asked if anyone else had something to say.

A man stood up and walked slowly to the podium. He said, "I'm Tom Smith."

The entire congregation held its breath.

"I just want to tell my wife..... the word is sternum."



Paddy is passing by Mick's hay shed one day when through a gap in the door he sees Mick doing a slow motion and sensual striptease in front of an old Massey Ferguson. Buttocks clenched, he performs a slow pirouette and gently slides off first the right gumboot, then the left. He then hunches his shoulders forward and in a classic striptease move, lets his braces fall down from his shoulders to dangle by his hips over his corduroy trousers. Grabbing both sides of his checked shirt he rips it apart to reveal his tea stained vest underneath and with a final flourish he hurls his flat cap on to a pile of hay. "What on earth are you doing Mick" says Paddy. "Jeez, Paddy ye frightened the living bejusus out of me" says an obviously embarrassed Mick. "But me and the missus have been having some trouble lately in the bedroom department, and he Therapist suggested I do something sexy to a tractor".